

AS-6M-CET/CEW

355W~375W

MONOCRYSTALLINE MODULE

ADVANCED PERFORMANCE & PROVEN ADVANTAGES

- High module conversion efficiency up to 19.17% by using high efficient solar cells and advanced manufacturing technology.
- Lower annual power degradation and higher energy yield during the module's lifetime.
- High load-bearing capacity which can withstand wind loads up to 2400Pa and snow loads up to 5400Pa.
- Excellent reliability and durability against extreme environmental conditions (high resistance to salt mist, ammonia, sand, acid and alkali, etc.).
- Potential induced degradation (PID) free.

CERTIFICATIONS

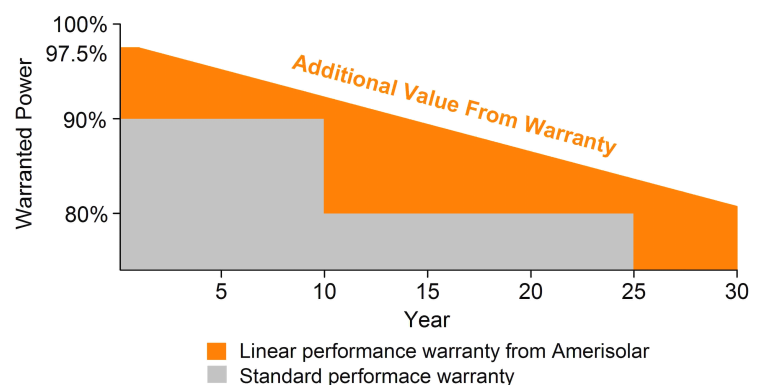
- IEC61215, IEC61730, CE
- ISO 9001:2015: Quality management system
- ISO 14001:2015: Environmental management system
- ISO 45001:2018: Occupational health and safety management system



SPECIAL WARRANTY

- 20 years product warranty
- 30 years linear power output warranty

Passionately
committed to
delivering innovative
energy solution



ELECTRICAL CHARACTERISTICS AT STC

Maximum Power (P_{max})	355W	360W	365W	370W	375W
Open Circuit Voltage (V_{oc})	47.8V	48.0V	48.2V	48.4V	48.6V
Short Circuit Current (I_{sc})	9.61A	9.68A	9.75A	9.82A	9.89A
Voltage at Maximum Power (V_{mp})	39.3V	39.5V	39.7V	39.9V	40.1V
Current at Maximum Power (I_{mp})	9.04A	9.12A	9.20A	9.28A	9.36A
Module Efficiency (%)	18.15	18.40	18.66	18.91	19.17
Operating Temperature	-40°C to +85°C				
Maximum System Voltage	1500 V DC				
Fire Resistance Rating	Class A (IEC61730)				
Maximum Series Fuse Rating	20A				

STC: Irradiance 1000W/m², Cell temperature 25°C, AM1.5; Tolerance of P_{max}: 0~+3%; Measurement Tolerance: ±3%

ELECTRICAL CHARACTERISTICS AT NOCT

Maximum Power (P_{max})	265W	269W	273W	277W	281W
Open Circuit Voltage (V_{oc})	44.0V	44.2V	44.4V	44.6V	44.8V
Short Circuit Current (I_{sc})	7.78A	7.83A	7.88A	7.93A	7.98A
Voltage at Maximum Power (V_{mp})	35.8V	36.0V	36.2V	36.4V	36.6V
Current at Maximum Power (I_{mp})	7.41A	7.48A	7.55A	7.61A	7.68A

NOCT: Irradiance 800W/m², Ambient temperature 20°C, Wind Speed 1 m/s

MECHANICAL CHARACTERISTICS

Cell type	Monocrystalline PERC 6inch
Number of cells	72 (6x12)
Module dimensions	1972x992x6mm (Junction box is not included)
Weight	27kg
Front Glass	2.5mm Tempered glass with AR coating
Back Glass	2.5mm Tempered glass/2.5mm Ceramic coated glass
Junction box	IP68, 3 diodes
Cable	4mm ² , 300mm
Connector	MC4 or MC4 compatible

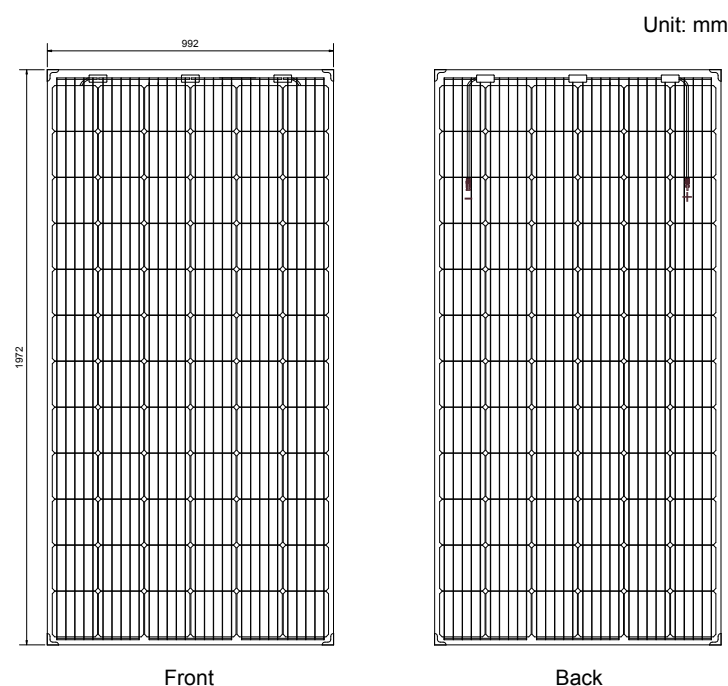
TEMPERATURE CHARACTERISTICS

Nominal Operating Cell Temperature (NOCT)	45°C±2°C
Temperature Coefficients of P_{max}	-0.38%/°C
Temperature Coefficients of V_{oc}	-0.29%/°C
Temperature Coefficients of I_{sc}	0.048%/°C

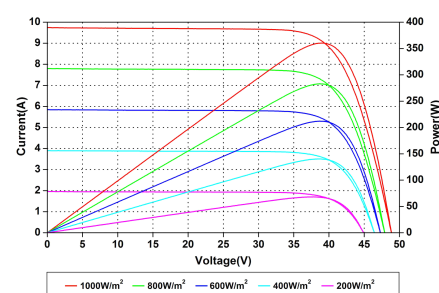
PACKAGING

Standard packaging	33pcs/pallet
Module quantity per 20' container	165pcs
Module quantity per 40' container	726pcs

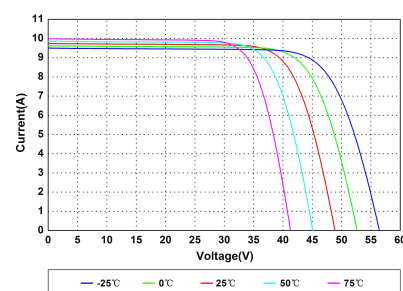
ENGINEERING DRAWINGS



IV CURVES



Current-Voltage and Power-Voltage Curves at Different Irradiances



Current-Voltage Curves at Different Temperatures

Specifications in this datasheet are subject to change without prior notice.