




AS-6M30-BET BIFACIAL DOUBLE GLASS MODULE



ADVANCED PERFORMANCE & PROVEN ADVANTAGES

- More power gain up to 30% by utilizing the ambient light reflected from surrounding surfaces.
- Lower annual power degradation and higher energy yield during the module's lifetime.
- High load-bearing capacity which can withstand wind loads up to 2400Pa and snow loads up to 5400Pa.
- Excellent reliability and durability against extreme environmental conditions (high resistance to salt mist, ammonia, sand, acid and alkali, etc.).
- Potential induced degradation (PID) free.
- Positive power tolerance of 0 ~ +3 %.

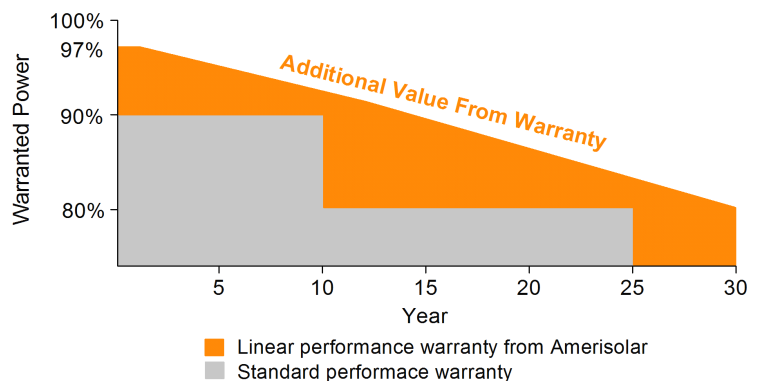
CERTIFICATIONS

- IEC61215, IEC61730, CE
- ISO9001:2008: Quality management system
- ISO14001:2004: Environmental management system
- OHSAS18001:2007: Occupational health and safety management system

SPECIAL WARRANTY

- 12 years limited product warranty.
- Limited linear power warranty: 30 years 82.5% of the nominal power output.

Passionately
committed to
delivering innovative
energy solution



ELECTRICAL CHARACTERISTICS AT STC

Maximum Power (P_{max})	295W	300W	305W	310W
Open Circuit Voltage (V_{oc})	39.6V	39.8V	40.0V	40.2V
Short Circuit Current (I_{sc})	9.61A	9.69A	9.77A	9.85A
Voltage at Maximum Power (V_{mp})	32.6V	32.8V	33.0V	33.2V
Current at Maximum Power (I_{mp})	9.05A	9.15A	9.25A	9.34A
Module Efficiency (%)	17.94	18.24	18.54	18.85
Operating Temperature	-40°C to +85°C			
Maximum System Voltage	1000V DC/1500 V DC			
Fire Resistance Rating	Class A (IEC61730)			
Maximum Series Fuse Rating	20A			

STC: Irradiance 1000W/m², Cell temperature 25°C, AM1.5

ELECTRICAL CHARACTERISTICS AT NOCT

Maximum Power (P_{max})	220W	224W	227W	231W
Open Circuit Voltage (V_{oc})	36.4V	36.6V	36.8V	37.0V
Short Circuit Current (I_{sc})	7.78A	7.85A	7.91A	7.98A
Voltage at Maximum Power (V_{mp})	29.7V	29.9V	30.1V	30.3V
Current at Maximum Power (I_{mp})	7.41A	7.50A	7.55A	7.63A

NOCT: Irradiance 800W/m², Ambient temperature 20°C, Wind Speed 1 m/s

MECHANICAL CHARACTERISTICS

Cell type	Monocrystalline bifacial 6inch
Number of cells	60 (6x10)
Module dimensions	1658x992x5mm (Junction box is not included)
Weight	19.6kg
Front Glass	2mm Tempered glass with AR coating
Back Glass	2mm Tempered glass
Junction box	IP68, 3 diodes
Cable	4mm ²
Connector	MC4 or MC4 compatible

TEMPERATURE CHARACTERISTICS

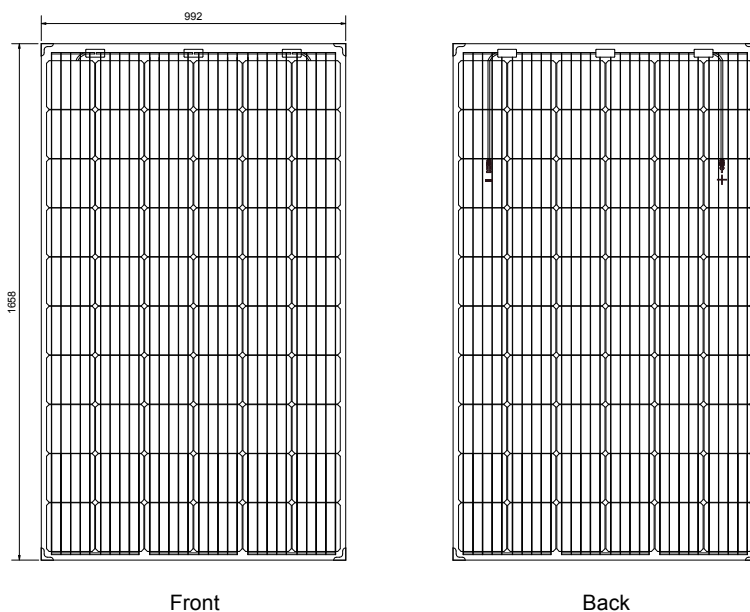
Nominal Operating Cell Temperature (NOCT)	45°C±2°C
Temperature Coefficients of P_{max}	-0.38%/°C
Temperature Coefficients of V_{oc}	-0.29%/°C
Temperature Coefficients of I_{sc}	0.048%/°C

PACKAGING

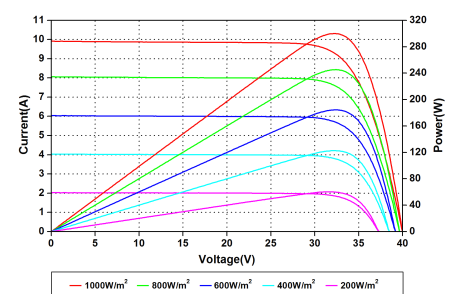
Standard packaging	38pcs/pallet
Module quantity per 20' container	228pcs
Module quantity per 40' container	988pcs

ENGINEERING DRAWINGS

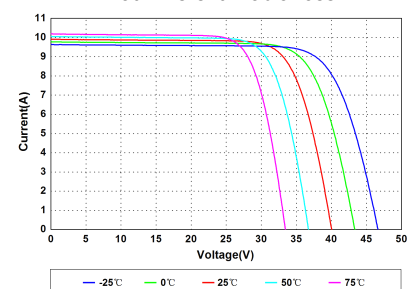
Unit: mm



IV CURVES



Current-Voltage and Power-Voltage Curves at Different Irradiances



Current-Voltage Curves at Different Temperatures

Specifications in this datasheet are subject to change without prior notice.